



**Pilot**  
FLIGHT ACADEMY

# Admission test handbook

An overview

## Table of content

Instructions.....	2
Logical Reasoning .....	3
Monitoring ability.....	4
Reaction time .....	5
Spatial orientation.....	6
Complex Control.....	7
Multi-tasking Capability.....	8
Mechanics.....	9
Mathematics.....	10
English skills.....	11
Video presentation.....	12

## Instructions

Ability tests are used to measure skills essential for working as a pilot. Before starting, we recommend that you feel well rested and make sure that you won't be disturbed. We recommend that you use a PC/Mac with an external mouse and that you run the tests using the web browser Google

Chrome: <https://www.google.com/chrome/>

It is highly recommended that you read the instructions thoroughly. Every instrument includes an example, so that you can familiarize yourself with the test. Any work you do on the examples won't be included in the final score.

We'd also like you to participate in a brief video interview. Here we'll ask you two questions that you can record and send at our convenience. You'll find the video interview in your task list.

Each test is created by an item generator at run-time. This means that the assessment is different for each person when he/she takes the test.

# Logical Reasoning

What does this assessment measure?

Deductive reasoning

What is the task?

The test taker is presented with a grid containing several figures. Each figure appears only once per row and per column. One cell in the grid shows a question mark. The task is to work out which figure belongs in the cell marked with the question mark.

## Duration

Test time: 6 minutes

Duration including instructions: 8 minutes

Please choose the correct answer

		+	
■	?	▲	+
		●	
		■	

---

■	●	▲	+
---	---	---	---

## Monitoring ability

What does this assessment measure?

The ability to monitor activity on-screen.

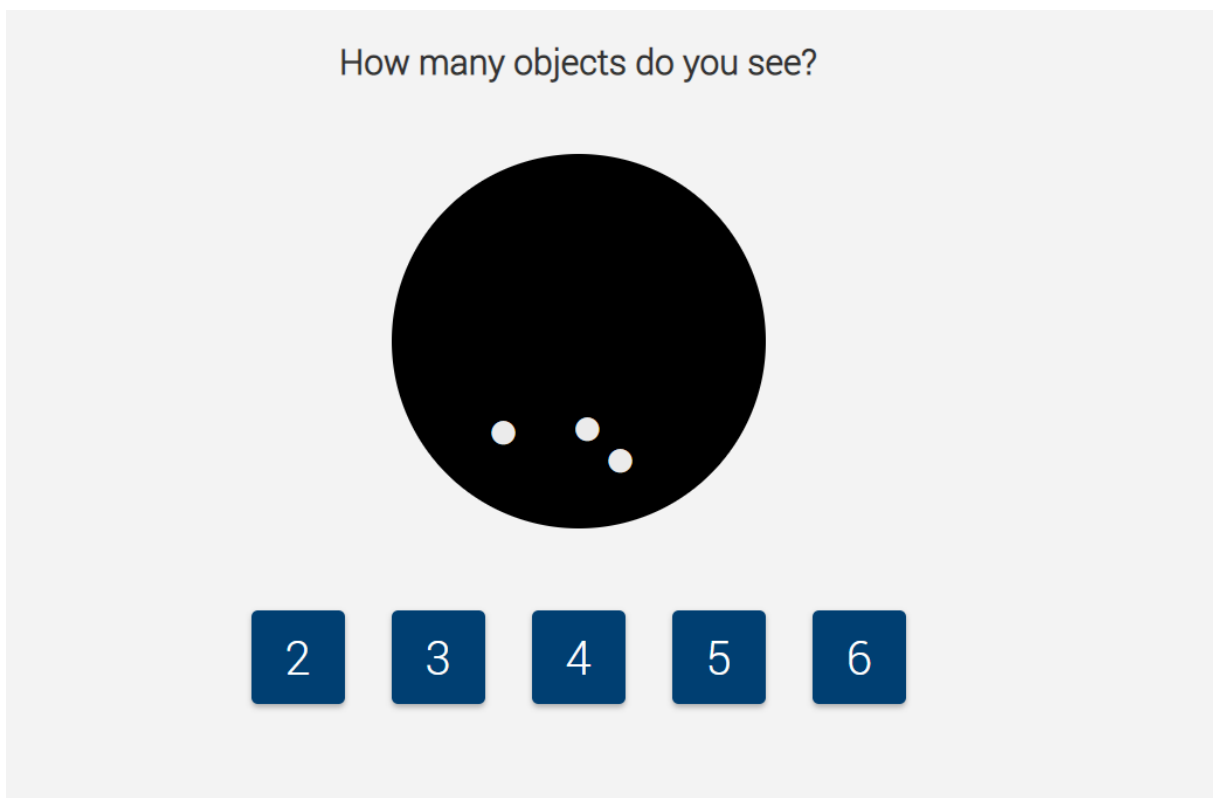
What is the task?

The test taker is presented with a number of moving objects and is required to identify the number of these.

Duration

Test time: 2 minutes

Duration including instructions: 5 minutes



## Reaction time

What does this assessment measure?

Reaction speed

What is the task?

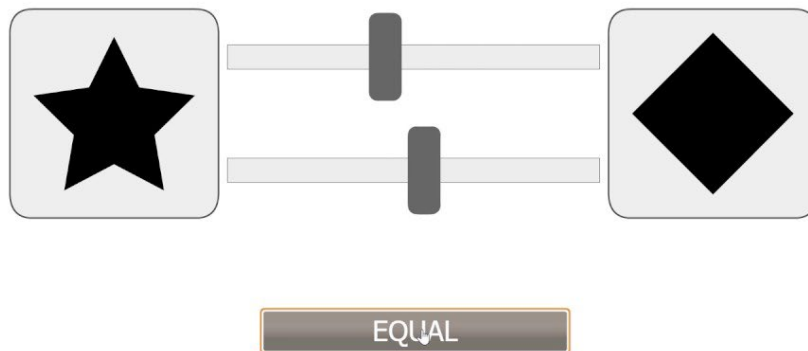
The test taker is presented with objects on screen and must react as quickly as possible when two objects that are the same appear.

Duration

Test time: 2 minutes

Duration including instructions: 5 minutes

**Only click on the 'EQUAL' button or press the SPACE BAR if you see two equal symbols  
The aim of this task is to click as quickly as possible.**



## Spatial orientation

What does this assessment measure?

Sense of orientation

What is the task?

The test taker is required to specify the position and course of an aircraft relative to a non-directional beacon with the aid of a gyrocompass and a radio compass.


Duration

Test time: 3 minutes

Duration including instructions: 8 minutes

Select the aircraft flying the direction indicated by the GYRO and drag it to the zone indicated by the RBI.

Press next when you are finished.



## Complex Control

What does this assessment measure?

Hand-eye coordination

What is the task?

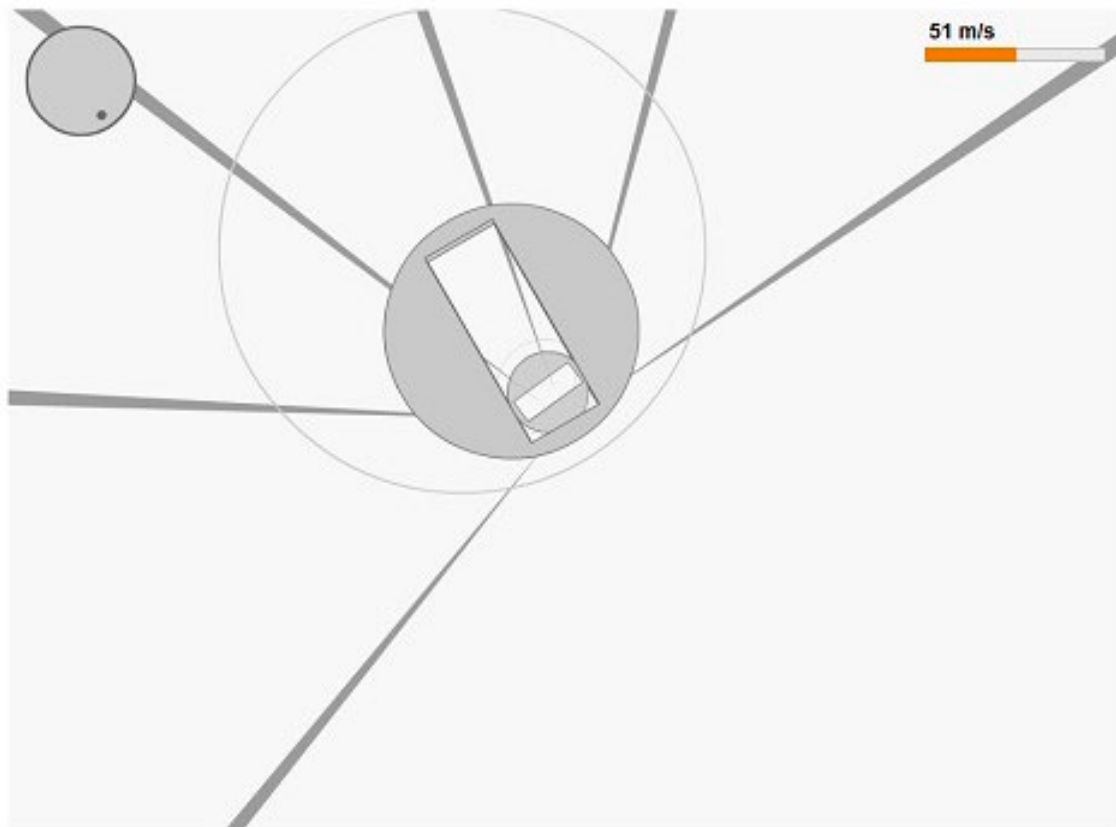
The test taker is presented on screen with a number of rotating obstacles and is required to avoid colliding with them whilst navigating across the screen.

Make sure that you are using an external mouse for this task.

Duration

Test time: 3 minutes

Duration including instructions: 6 minutes





## Multi-tasking Capability

### What does this assessment measure?

The ability to collect information quickly and accurately within an air traffic control environment.

### What is the task?

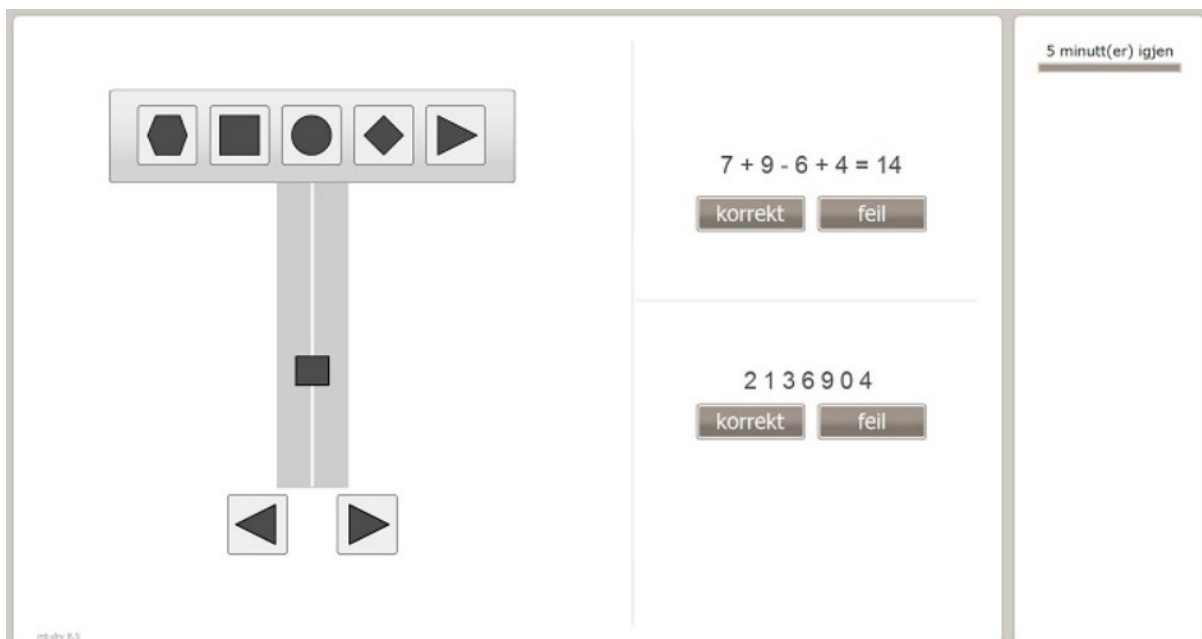
The test taker is presented with different task elements to complete simultaneously on-screen. The special task of the scales mt (avi) is to align a runway so that an aircraft approaching may land safely.

Make sure that you are using an external mouse for this task.

### Duration

Test time: 5 minutes

Duration including instructions: 7 minutes



## Mechanics

### What does this assessment measure?

Mechanical and technical understanding

### What is the task?

You are presented with a mechanical graphic element and is asked to identify the correct answer from multiple choice options about the element. This test covers mechanical and technical understanding in several areas. You are allowed to use pen, paper and calculator.

### Duration

Test time: 15 minutes

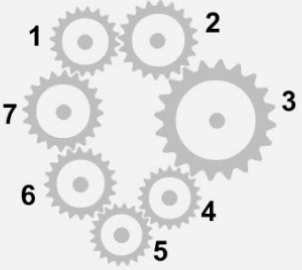
Duration including instructions: 20 minutes

Which of the gears turn in the same direction as gear 1?

3 and 5

6 and 4

the gears don't turn at all



## Mathematics

### What does this assessment measure?

Assesses basic maths abilities in the aviation context.

### What is the task?

The test taker is required to apply numerical knowledge in four areas. These are: translation of units; the rule of three; a percentage calculation and calculation of areas and spaces.

You are allowed to use calculator as well as pen and paper during the test.

### Duration

Test time: 16 minutes

Duration including instructions: 20 minutes

Solve this task!



A plane weighs 474,936 kg. How much is it in tons?

474.94 tons

4,749.36 tons

47,493,600 tons

474,936,000 tons

## English skills

### What does this assessment measure?

English language ability

### What is the task?

The test taker is assessed across three aspects of the English language: fluency, vocabulary and spelling. The assessment contains an element of speed and the content presented is determined by the individual's responses to previous items. This means that the test is as short and accurate as possible and is suitable for all levels of English language.

### Duration

Test time: 10 minutes

Duration including instructions: 13 minutes

Velg alternativet som mangler i det tomme feltet i følgende setning, eller velg "?" dersom du ikke vet svaret.

I can honestly say I haven't had such a \_\_\_\_\_ meal for ages.

delightful

delight

delighted

delighting

?

## Video Presentation

The last assignment is a two question video presentation. You will be given a specific question, in text, and some time to prepare your answer, before it starts recording. Then you will be given a few minutes to answer the question asked. All the necessary information and the instructions prior to the questions are, in detail, given to you prior to the questions. Make sure you will not be interrupted and that you have set aside enough time to finish the whole presentation.

